

A decorative border of red stars surrounds the entire page. At the top, a brown baseball bat is positioned horizontally. The bat has a white-wrapped handle and a dark brown barrel. The words "CATCHING CONTRACTIONS" are written in bold black capital letters on the barrel.

# CATCHING CONTRACTIONS

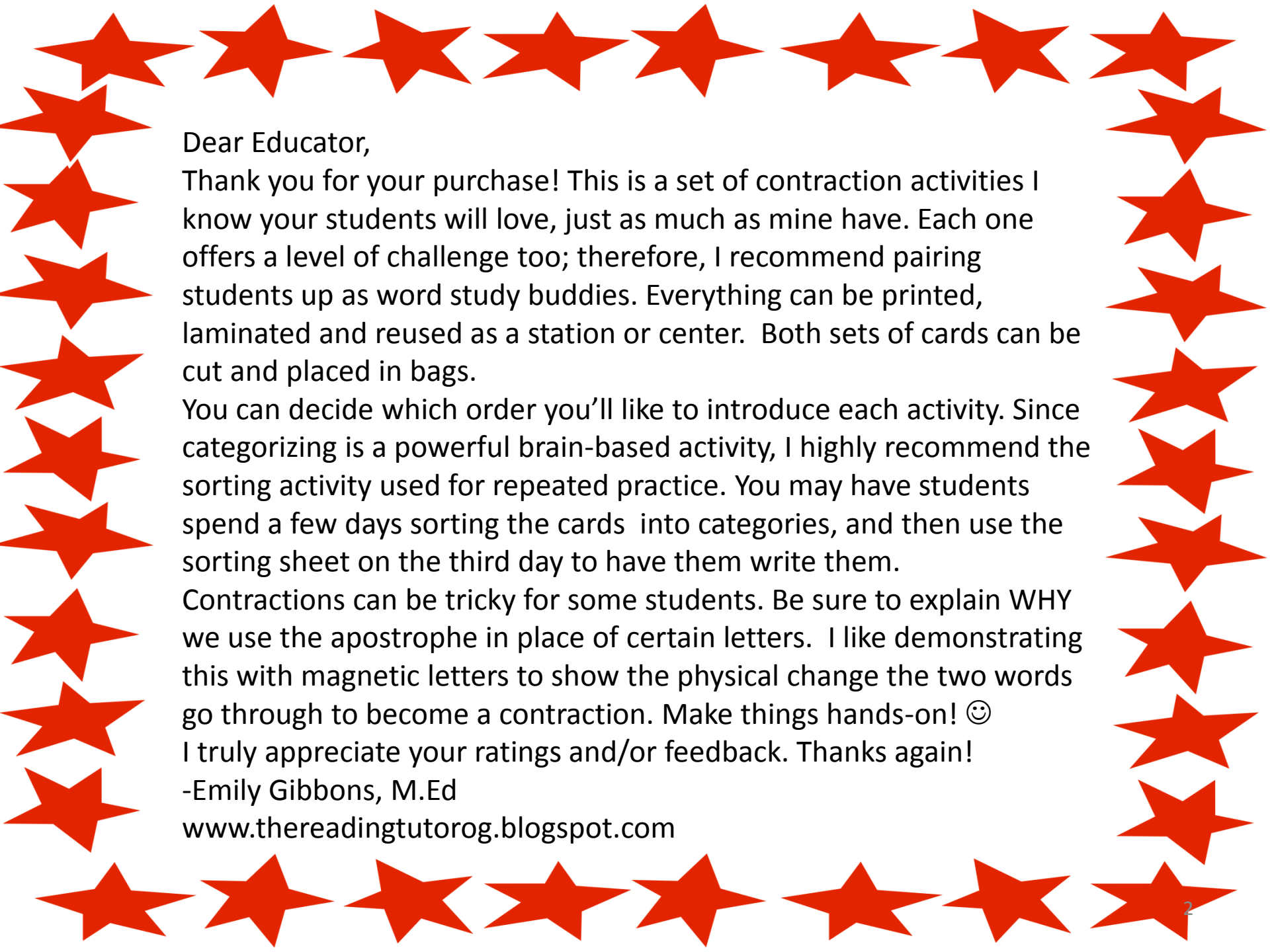
A wooden sign with a dark brown frame and silver-colored screws is mounted on a green grassy field. The sign has a white background with the words "Contraction Practice" in bold black capital letters. Below the text is a small illustration of an owl sitting on a branch and reading a book. The owl is brown with large eyes and a yellow beak. The book it is reading has the text "THE READING TUTOR /OG" on its cover.

## Contraction Practice

THE READING  
TUTOR /OG







Dear Educator,

Thank you for your purchase! This is a set of contraction activities I know your students will love, just as much as mine have. Each one offers a level of challenge too; therefore, I recommend pairing students up as word study buddies. Everything can be printed, laminated and reused as a station or center. Both sets of cards can be cut and placed in bags.

You can decide which order you'll like to introduce each activity. Since categorizing is a powerful brain-based activity, I highly recommend the sorting activity used for repeated practice. You may have students spend a few days sorting the cards into categories, and then use the sorting sheet on the third day to have them write them.

Contractions can be tricky for some students. Be sure to explain WHY we use the apostrophe in place of certain letters. I like demonstrating this with magnetic letters to show the physical change the two words go through to become a contraction. Make things hands-on! ☺

I truly appreciate your ratings and/or feedback. Thanks again!

-Emily Gibbons, M.Ed

[www.thereadingtutorog.blogspot.com](http://www.thereadingtutorog.blogspot.com)





## Table of Contents:

Page #	Activity Page
4	two- word cards
5	contraction cards
6	5 column sort
7	Baseball Contractions directions
8	Baseball Contractions gameboard
9	Match Those Contractions
10	Un-Match Those Contractions

## Common Core Standards:

Gr. 3 L 3.2

Gr. 4 L 4.2

Gr. 5 L 5.2



**can not**

**will not**

**should not**

**have not**

**had not**

**could not**

**would not**

**we are**

**they are**

**you are**

**he will**

**she will**

**they will**

**it will**

**he is**

**she is**

**it is**

**are not**

**they had**

**they have**



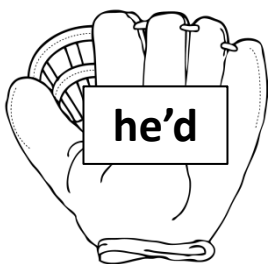


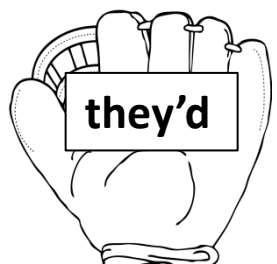
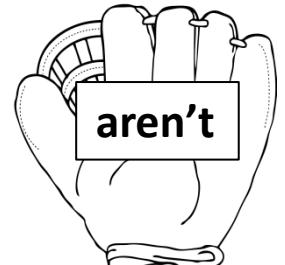
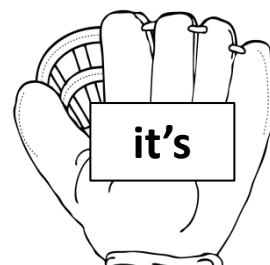

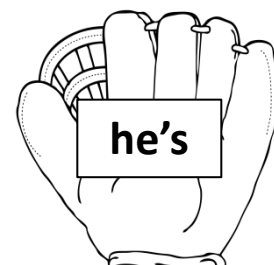

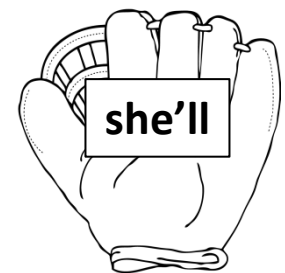
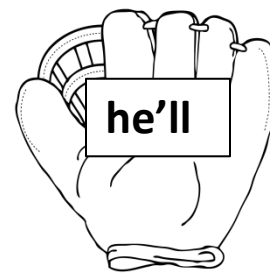
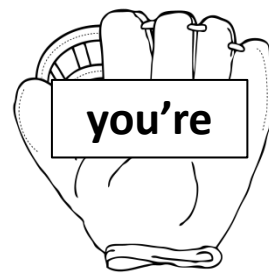


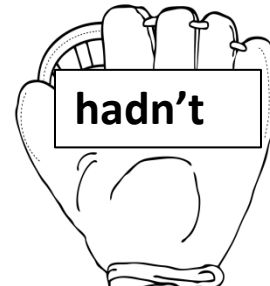

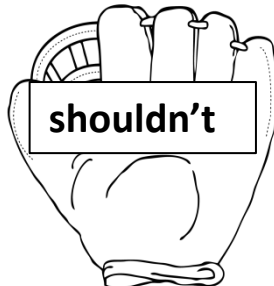
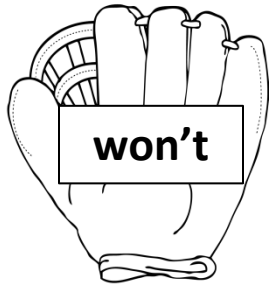
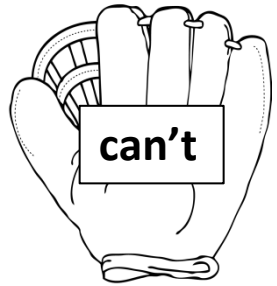
**did not**

**he had**

**she had**

**has not**





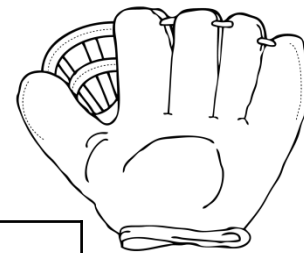


**Name:** \_\_\_\_\_

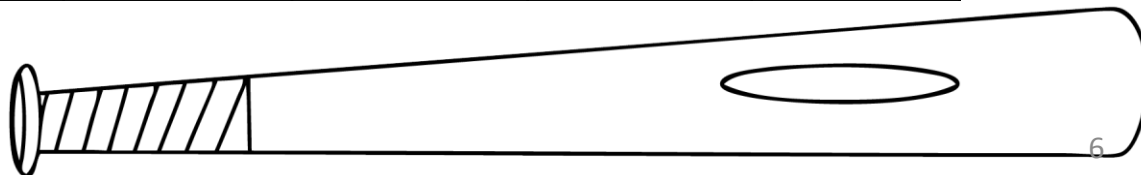
Date: \_\_\_\_\_

## Sort Those Contractions!

**Cut and sort the contraction cards. Write them into the 5 categories.**



not	will	are	had	has	is







## Baseball Contractions Directions

**Materials:** Game board, one 6-sided die, 2 pennies or counters for place markers, 1 set of two-word cards OR contraction cards. (You decide.) This game is only 6 innings instead of 9.

**Number of players:** 2-4 Form 2 teams with 1-2 players each.

### How to Play:

**Batter:** Roll the die. Then listen to the pitcher's question and answer it correctly. If you answer it correctly, move to the correct base. If you answer incorrectly, that is a strike.

**Pitcher:** Take one card. Read it in the form of this question, "What is the contraction for: (say the two words on the card)." OR "Name the two words that make up this contraction (say contraction on card)."

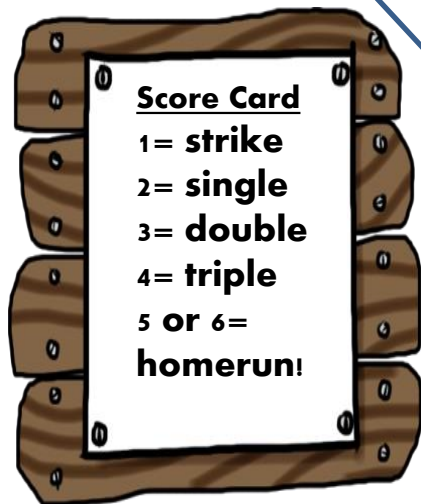
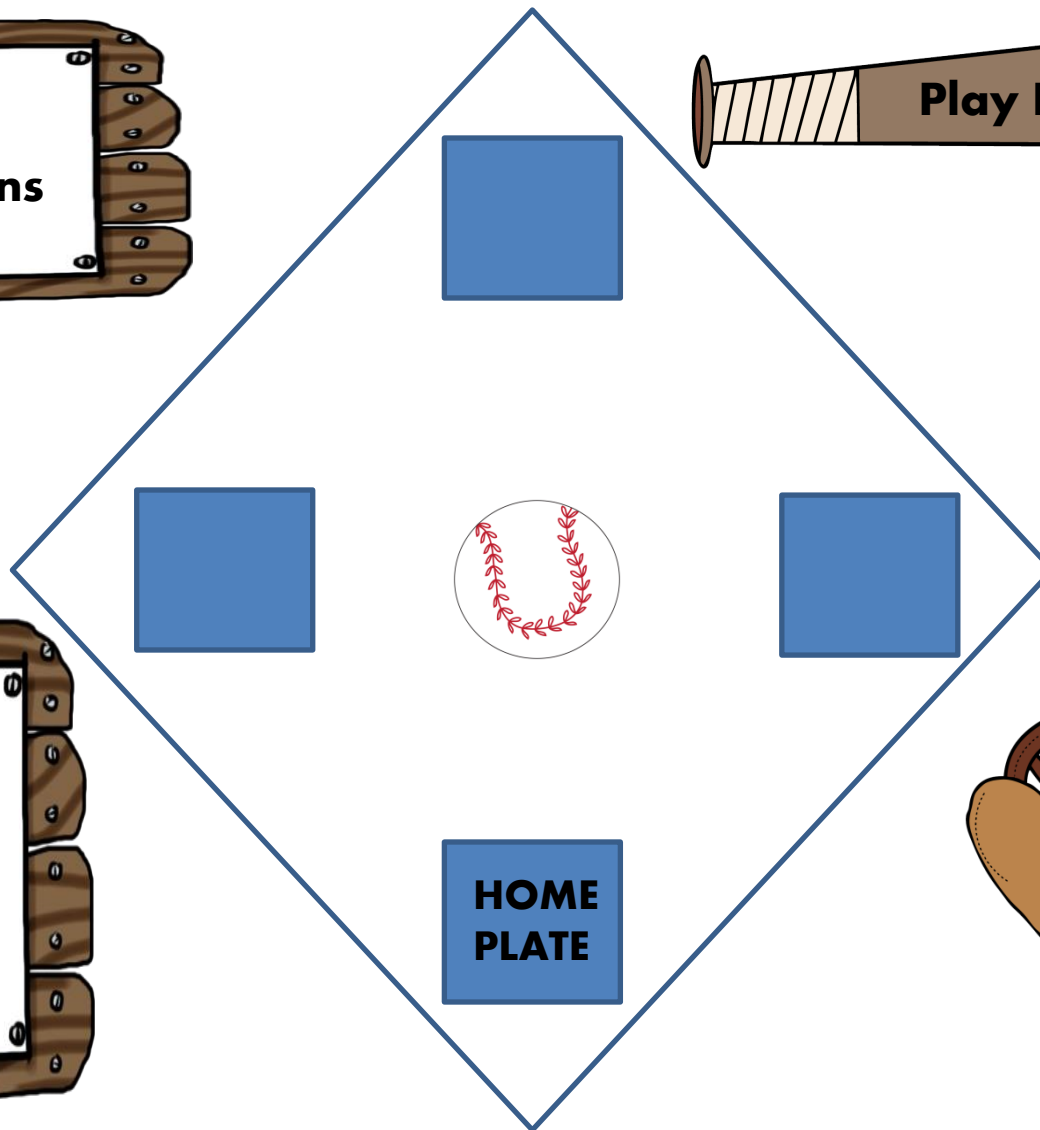
Check to make sure they have answered correctly!

**Remember:** Every time a batter returns to home plate, that is a run.

**3 strikes= 1 out .**

**3 outs end that team's half of the inning.**





**Score Card**


1= **strike**

2= **single**

3= **double**

4= **triple**

5 or 6= **homerun!**



Teams	1	2	3	4	5	6
1						
2						





## Matching Contractions

**Directions:** Write the correct contraction when you join a word from the first row to a word in the first column. If you cannot form a real contraction, put an X in that space.

(\*Hint: There are 3 spaces that need an X!)

	will	would	had	are
he	ex. he'll			
she				
you				
they				
not				
it				



## ANSWER KEY Matching Contractions

**Directions:** Write the correct contraction when you join a word from the first row to a word in the first column. If you cannot form a real contraction, put an X in that space.

(\*Hint: There are 3 spaces that need an X!)

	will	would	had	are
he	ex. he'll	he'd	he'd	X
she	she'll	she'd	she'd	X
you	you'll	you'd	you'd	you're
they	they'll	they'd	they'd	they're
not	won't	wouldn't	hadn't	aren't
it	it'll	it'd	it'd	X





## Un-Match The Contractions!

Directions: Fill in the correct words in the first row and first column.  
(The boxes with an **X** mark spaces where a contraction can't be formed.)

	he'll	he's	he'd	X	X	he's
	won't	isn't	wouldn't	haven't	aren't	hasn't
	you'll	X	you'd	you've	you're	X
	she'll	she's	she'd	X	X	she's
	they'll	X	they'd	they've	they're	X
	it'll	it's	it'd	X	X	it's





## ANSWER KEY Un-Match The Contractions!

Directions: Fill in the correct words in the first row and first column.

	will	is	would	have	are	has
he	he'll	he's	he'd	X	X	he's
not	won't	isn't	wouldn't	haven't	aren't	hasn't
you	you'll	X	you'd	you've	you're	X
she	she'll	she's	she'd	X	X	she's
they	they'll	X	they'd	they've	they're	X
it	it'll	it's	it'd	X	X	it's



Credits:

Star Border: [www.onceuponaportable.blogspot.ca](http://www.onceuponaportable.blogspot.ca)

Baseball clipart: Katydid Doodles

[www.teacherspayteachers.com/Store/Katy-Did-Doodles](http://www.teacherspayteachers.com/Store/Katy-Did-Doodles)

Wooden sign clip art: A Sketchy Guy

[www.teacherspayteachers.com/Store/A-Sketchy-Guy](http://www.teacherspayteachers.com/Store/A-Sketchy-Guy)

This pack is for classroom or educational purposes only. It is not for resale or any commercial use.

Emily Gibbons ©, 2013